

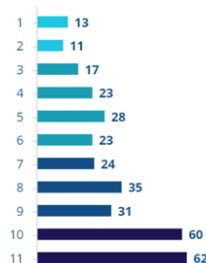

Virtual School Head's Report

2022-2023



The Virtual School aims to support children and young people in care, those previously in care, or with a social worker, to enable you to make the very best of your education. We work with other people who support you to ensure you achieve your full potential in education, maintain a high level of attendance and support you to enter employment, education or training when they leave school.

The Virtual School and College Population



The number of children in care by year group.



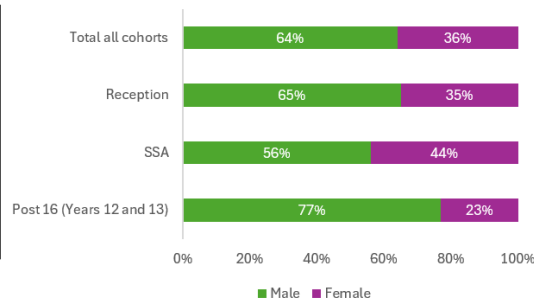
UASC are 10% of the total population and 39% of the Year 12 and 13.



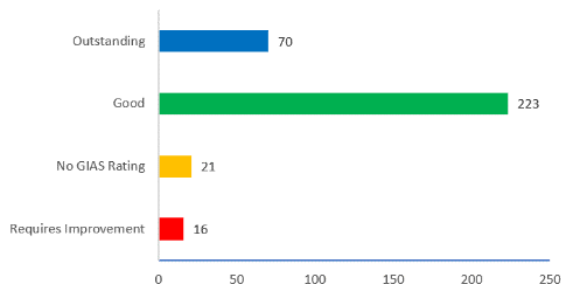
We worked with 3 young people that were pregnant and 2 parents last academic year.

There is a higher percentage of children in care that are male (64%) compared to female (36%). There are more males at Post 16 and this is due to the male Unaccompanied Asylum-Seeking Children (UASC) cohort.

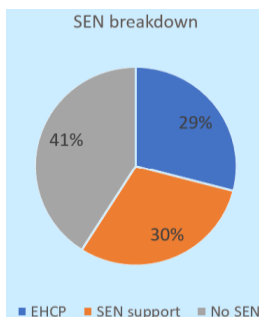
Gender breakdown



Ofsted rated provisions



SEN breakdown



The percentage of children in school with special educational needs in 2022-23 was 59%.

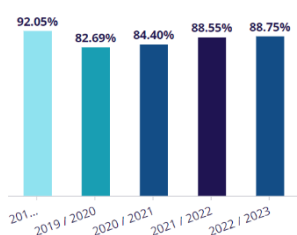
- There were 29% of children with Education and Health Care Plans (EHCP).
- There were 30% of children receiving SEND support in schools.

The Virtual School believes that all children should have access to high quality education. Therefore, children in care should be attending schools that hold the Ofsted rating of "Good" or "Outstanding".

For the fourth consecutive year, there have been no permanent exclusions for children in care.

Wherever possible the Virtual Schools encourage schools to avoid suspensions.

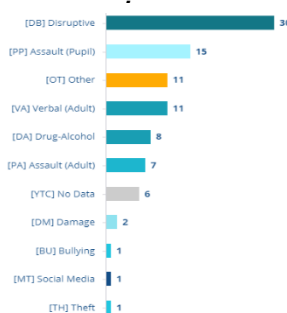
Annual Attendance



Attendance for children attending school in 2022-23 was 88.75%. This shows that attendance has continued to improve over the last 4 years.

The average attendance for CIC, age 16-17, attending Further Education provisions was 85%.

Primary reason for



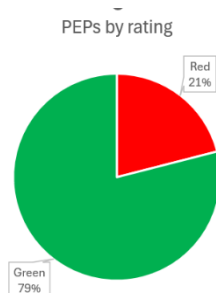
Year on year of number of CIC with at least one suspension trends



2022-2023 At a Glance

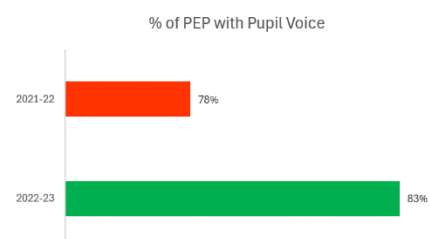
Good	Improving	Not Yet Good Enough
<ul style="list-style-type: none"> No permanent exclusions 100% of children had a PEP meeting each term. 90% of PEPs contain aspirational education targets. The VS has supported every child who is not accessing a full timetable at a school. There have been Improvements in achievement in all areas (Maths, Reading and Writing) in KS1 and KS2 tests. Children achieving expected outcomes at KS2 has increased by to 63% The % of children refusing to attend school in Year 11 has reduced from 24% to 3%. There are more children this year who achieved Grade 5+ in both Maths and English. 	<ul style="list-style-type: none"> 79% of CIC are progressing onto Further Education in Year 12 Attendance for CIC, age 16-17, attending Further Education provisions was 85%. 78% PEPs are rated as 'good or better' and so the quality of the plans is improving. 89% of CIC are attending 'Good' or 'Outstanding' schools. KS2 age related expectations in reading, writing and Maths. 80% of CIC (for 12 months) achieved Year 1 Phonics standard. At KS1, 57% of CIC achieved the expected outcomes in Writing. 24% of Children who had bene in care for more than 12 months achieved Grade 4+ in English and Maths. 85% of PEPs contain Pupil Voice 	<ul style="list-style-type: none"> The absence rate for children was 9.8%. Children who had less than 90% attendance (labelled as Persistent absence) is 24.9%. 140 suspensions for 48 pupils in 38 different schools 78% of suspensions were for children who have special educational needs. 50% of children in Ealy Years (2.5 years old to Reception year) achieve a 'Good Level of Development' – this is the expected achievement. 82% of PEPs that were not judged as not meeting a suitable standard are due to social worker's not adding a contribution. Attendance of children in Years 10 and 11 is 82.14%

Quality of Personal Education Plans



The quality of PEPs has improved in 2022-23.

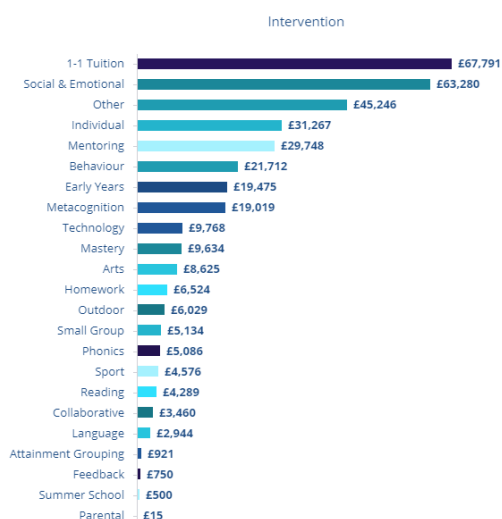
- 92% of PEPs received a green rating for the contribution from schools. This was an improvement from 88% in 2021-22.
- There has been an increase in the PEPs containing Pupil Voice that shows authentic views following training and use of focused tools by teachers.



Pupil Premium Grant Funding Allocation

PPG is a grant that is provided to support Children in Care in education. In 2022-2023 our total Pupil Premium Plus Grant (PPG+) funding was £783,250

The main use of PPG+ (52%) was given directly to schools to fund intervention work and support. The support needed was identified through PEP meetings for all children.



In 2023-24, the Virtual School supported Children in Care and Care Leavers to enjoy:

- Jamies Farm Residential programme
- University Visits to Bath and Bristol
- Online Cooking Courses with Leith Kitchen
- Visits to the Military Preparation College in Totton focused on team building, fitness development and future careers
- UASC Football Team and days at the Fty Lab
- Music Summer Project to support freedom of expression and passion for creativity

